



## **Thank you for registering for the Under Armour Baseball Factory National Tryout & Premium Video Program (PVP)!**

By enrolling in our program, you have taken a crucial step in reaching your goal of playing college baseball. The mission of our Premium Video Program is to help players and parents through the difficult process of finding a college that is right both academically and athletically.

Our objective is to give all players and families involved with Baseball Factory an experience that will be unprecedented in the baseball world. We will accomplish this goal by conducting a first class baseball experience in an organized, professional, and energetic atmosphere. We will take pride in our work to assure that the utmost enthusiasm and professionalism are practiced to maintain "The Factory Way."

Included in this confirmation packet, you will find useful information to make your Baseball Factory experience as enjoyable and beneficial as possible. Enclosed information:

- Rain & Refund Policy
- Player Development Application
- Frequently Asked Questions
- Event Outline
- Training/Hydration Advice
- Member's Section Information
- How to use your Player Web Page
- Player Recommendation Form
- What Scouts Look for in Players

This is a great opportunity for you to show off your skills in front of our coaches and scouts. Make sure to review your confirmation email with the official start time for your event. You need to be at your session an hour prior to the start time to check-in. If you have any remaining balance due, you must submit this payment to Baseball Factory by the date of your session. If you have questions about your session, please contact a Baseball Factory representative at 800.641.4487.

We look forward to seeing you at the field and wish you the best of luck during the Under Armour Baseball Factory National Tryout and Premium Video Program!

Sincerely,

Steve Bernhardt  
Executive Vice President of Baseball Operations



## Rain & Refund Policy

### Under Armour Baseball Factory National Tryout: Rain Policy

If your session is officially rained out:

- You have the option of applying payments to any other Baseball Factory event.
- You may have your money refunded in full within 60-90 days.

Please note: *Even if it is raining in your area, you will need to report to the stadium unless contacted by Baseball Factory.*

An event will be considered an “official rainout” when the entire event is cancelled in full.

If the following occurs all players will be eligible to attend another Under Armour Baseball Factory National Tryout at no additional charge:

- No baseball activities are able to be completed on the field (i.e. field is ruled unplayable and only batting cages or bullpen are able to be used due to conditions)
- Our scouts are unable to develop a complete report on the players based on limitations caused by the rain
- Our scouts are unable to develop enough of a report for national team and training camp selections to be made

### Under Armour Baseball Factory National Tryout: Refund Policy

**Tryout:** For all players participating in the Under Armour Baseball Factory National Tryout (\$99 one position, \$199 two positions), all fees will be non-refundable. Fees will be transferable to another event if the player notifies Baseball Factory of his intent to cancel at least 48 hours in advance of the tryout. All other player fees are not transferable.

**Premium Video Program:** For all players participating in the Under Armour Baseball Factory National Tryout and Premium Video Program (\$499 one position, \$599 two positions), the following policy will apply:

- On all Premium Video Program sessions any payment made toward the event (full payment or deposit) will be transferred to another event date if the player is unable to attend.



# Baseball Factory Player Development Application

BRING THIS COMPLETED FORM WITH YOU TO YOUR EVENT

## Player Information

Name \_\_\_\_\_  
Home Address \_\_\_\_\_  
City \_\_\_\_\_ State \_\_\_\_\_ Zip \_\_\_\_\_  
Home Phone \_\_\_\_\_  
Player Cell Phone \_\_\_\_\_  
Player Email \_\_\_\_\_  
Player's Date of Birth \_\_\_\_\_

## Family Information

Father's Name \_\_\_\_\_  
College(s) Attended \_\_\_\_\_  
Occupation \_\_\_\_\_  
Work # \_\_\_\_\_ Cell # \_\_\_\_\_  
Email: \_\_\_\_\_  
Mother's Name \_\_\_\_\_  
College(s) Attended \_\_\_\_\_  
Occupation \_\_\_\_\_  
Work # \_\_\_\_\_ Cell # \_\_\_\_\_  
Email: \_\_\_\_\_  
Please list any baseball-playing younger brothers  
(list name and age): \_\_\_\_\_  
\_\_\_\_\_

## Academic Information

Overall GPA (Entire High School Career) \_\_\_\_\_  
PSAT Score: \_\_\_\_\_ ACT Score: \_\_\_\_\_  
SAT Total: \_\_\_\_\_ Math: \_\_\_\_\_ Verbal: \_\_\_\_\_ Writing: \_\_\_\_\_  
What other varsity sports do you play in high school?  
\_\_\_\_\_  
Do you plan to play another sport in college?  
If yes, list sport and the position you play – such as QB?  
\_\_\_\_\_

## Roster Information

Primary Position (List only ONE) \_\_\_\_\_  
Secondary Position (List only ONE) \_\_\_\_\_  
Year of High School Graduation \_\_\_\_\_  
High School \_\_\_\_\_  
School Size: (circle) S M L Type: Public/Private  
School Begins on: \_\_\_\_\_/\_\_\_\_\_/\_\_\_\_\_  
School Ends on: \_\_\_\_\_/\_\_\_\_\_/\_\_\_\_\_  
High School Baseball Coach \_\_\_\_\_  
Bats (Right/Left/Switch) \_\_\_\_\_ Throws (Right/Left) \_\_\_\_\_  
Height: \_\_\_\_\_ Weight: \_\_\_\_\_  
Travel/Summer Ball Team \_\_\_\_\_

## Additional Information

Jersey Size M,L,XL,XXL \_\_\_\_\_ Shoe Size \_\_\_\_\_  
Do you train with a pro instructor (Y/N): \_\_\_\_\_  
What Indoor Baseball Facility do you utilize for workouts?  
\_\_\_\_\_

**INVALID/DECLINED ACCOUNT POLICY:** Please note, if you elect to pay your balance on a monthly payment plan, you are responsible to ensure that the monthly payment will be processed on the date that it is scheduled with the payment information provided. Should the credit card or ACH information come back as invalid or declined in a given month, you will be subject to a \$25 fee for that month, only if the issue goes unresolved after 48 hours.

## Commitment Agreement

Our National Teams and Training Camps are comprised of players who are selected from National Tryouts, Premium Video Programs and Showcases up to six months in advance. Once a player is selected and he accepts to play and represent Baseball Factory, it is important to understand that he is committing 100% to his team and must be ready to compete and train. Our national player selection process allows us to choose players across the entire U.S.A. You are competing with players from all 50 states for a spot on one of our prestigious teams. If you are selected and commit to play, both Baseball Factory and your teammates are counting on you. Remember, the Baseball Factory program will enhance your abilities and experience to better prepare you for college baseball. College coaches expect you to be prepared to play at the collegiate level. Play hard and have fun!

## Refund/Payment Schedule Policy

For all players participating in either the Under Armour Baseball Factory National Tryout (\$99) or Under Armour Baseball Factory National Tryout - Two Positions (\$199), all fees will be non-refundable. Fees will be transferable to another event if the player notifies Baseball Factory of his intent to cancel at least 48 hours in advance of the tryout. All other player fees are not transferable. PVP Programs have a non-refundable, but transferable policy. Any payment made toward the event (full payment or deposit) will be transferred to another event date if the player is unable to attend.

If you are required to make ongoing monthly payments to finalize your registration fees to attend a Baseball Factory National Tournament, Training, or Recruiting Event (including any fundraising efforts that you may be seeking for additional support), you are committed to adhering to the payment plan that has been created for you by The Baseball Factory staff. In the event of any default under the terms of this agreement, you agree to be responsible for any and all collections costs, including court costs, interest and reasonable attorneys' fees of twenty (20%) of any and all monies due. If any dispute arises out of the terms and conditions of this Agreement, you hereby agree that Howard County, Maryland shall be the exclusive jurisdiction for resolution of any and all disputes and that Maryland law shall be applied to any action brought in state or federal court.

For all Baseball Factory Player Development events (tournaments and training) and the company's Exclusive College Recruiting Program, that result in player cancellation in excess of 30 days from the event (including injuries, weather related occurrences, personal emergencies, schedule changes, and travel delays) any payments made prior to an event are transferable\* without penalty to a future Baseball Factory event, as long as the event is within the same calendar year. For all cancellations that occur inside 30 days from the event, any payments made prior to this point will forfeited and may not be transferred to another event, or refunded, unless the player provides a doctor's note clearly stating that he is physically unable to perform at the event. If a doctor's note is provided, any monies paid will be transferable to a future Baseball Factory event within the same calendar year. Player fees will not be refunded.

\*Excluding the Arizona Senior Fall Classic. For the Arizona Senior Fall Classic, a \$1,000 non-refundable, non-transferable deposit is required for registration.

## Baseball Factory Waiver/Agreement

I do hereby waive, release and discharge Baseball Factory and the respective staffs, employees and assigns and all sponsors, of and from any and all rights and claims for damages resulting from injury of my person or property, which may be sustained or suffered by me in connection with my association with or participating in, or arising out of my traveling to or from the Baseball Factory event. I hereby certify that my child is fully capable of participating in the Baseball Factory event and that my child is healthy and has no physical or mental disabilities or infirmities that would restrict full participation in these activities. If my child does not have health insurance, he and our family will be responsible for all medical costs for him as associated with participation in the Baseball Factory event. I do hereby authorize Baseball Factory and its partners to: record my child's participation and appearance on video tape, audio tape, film, photograph, or any other medium; use my name or my child's name, likeness, voice and biographical material in connection with these recordings, and exhibit or distribute such recordings in whole or in part with restrictions or limitations for any educational or promotional purpose. I do hereby authorize Baseball Factory to email or mail information to all addresses and email addresses provided to Baseball Factory. We, the parent(s), or legal guardian, agree to the above waiver and release and we join therein.

Please sign below to acknowledge understanding of company's Commitment Agreement, Refund/Payment Schedule Policy (including the Invalid/Declined Account Policy), and Waiver Agreement:

Player's Signature \_\_\_\_\_

Parent/Guardians Signature \_\_\_\_\_

Date \_\_\_\_\_

Name of Health Insurance Provider \_\_\_\_\_

Policy Number \_\_\_\_\_



BBB Rating: A+



# Frequently Asked Questions

## How to get the most out of your Baseball Factory experience

- ***When should I arrive at the stadium?***  
Be there one hour before the scheduled start of your session for registration.
- ***What should I wear?***  
Prepare for the session as though it were a baseball game. Baseball pants, cleats, and equipment are appropriate. Please bring cleats AND turf shoes or tennis shoes.
- ***Should parents attend the sessions?***  
It is highly recommended that parents attend the sessions with the players. Our Player Development Coordinators will be at the session providing all parents with information about the college recruiting process in a valuable seminar!
- ***When do I need to send the Player Development Application back?***  
**PLEASE BRING THE PLAYER DEVELOPMENT APPLICATION WITH YOU TO YOUR EVENT.**
- ***Are the players going to be served lunch or a snack?***  
The players will be supplied with water, but not with lunch or a snack. We want to get as much baseball in as we can in the time allotted; however, the players are welcome to bring a drink and a snack for themselves if they would like, but it is also important to eat and drink appropriately prior to the session.
- ***Now that my session is complete, how can I get more involved?***  
There are multiple ways to get more involved with Baseball Factory:
  - **Utilize your Player Development Coordinator**—Contact your Coordinator for more information about other Baseball Factory programs. Your coordinator is also available to answer any questions you may have about the college recruiting process and how you can take an active role.
  - **Member Section**—Access our member section online at [www.baseballfactory.com](http://www.baseballfactory.com). This section of our web site is available only to players in our program and will provide you with additional valuable information on the college recruiting process. We highly encourage you to take advantage of the information provided in this section.



## Event Outline

### What to expect from your National Tryout & Premium Video Program

SEMINAR: Parents / Players

PLAYER STRETCH

60-YARD DASH

CATCHING: player assessment / video

INFIELD: player assessment / video

OUTFIELD: player assessment / video

PITCHING: player assessment / video

ARM STRENGTH STATION: player assessment

BATTING PRACTICE: player assessment / video

DISCUSSION: final words – player departure



## Training/Hydration Advice

Dear Parents:

Welcome to Baseball Factory. My name is Charlie Strasser, certified athletic trainer for the Baseball Factory. This letter is to help your son prepare for your session.

Always be prepared for HOT and HUMID weather.

### The Hydration Game Plan

1. Wear light colored clothing.
2. Drink plenty of fluids the night before and the morning of the camp. (Gatorade, etc.) Stay away from carbonated drinks.
3. Bring a cooler with you filled with extra drinks. This will help keep you hydrated during the day. Water will be provided, but water does not provide the essential nutrients needed during a hot and humid day.
4. Drink fluids during every opportunity throughout the day.
5. Athlete should drink 20oz of fluids for loss of each pound loss during the day.
6. Encourage your son to speak up if they are not feeling well or are experiencing any signs of dehydration or heat illness.
7. A good sign for determining hydration level is the color of their urine.  
Clear = hydrated \*\*\*\*\* Dark = dehydrated.

In conclusion, we at the Baseball Factory want your son competing at their very best. Staying hydrated and healthy is one way to obtain maximum performance.

Sincerely,

Charlie Strasser

Certified Athletic Trainer

*Over 25 years in the industry with teams including the LA Dodgers and Cleveland Cavaliers*





## Member's Section Information

**Take advantage of the valuable information our skilled professionals  
have provided on the college recruiting process**

In order to get the most out of your Baseball Factory experience, it is essential that you take advantage of the "Member's Section" of our web site. The Member's Section provides you with detailed, valuable information on the college recruiting process as well as what steps you should take in order to fully market yourself to the college programs that fit your needs. In the Member's Section you can also find the Top 10 Recruiting Pitfalls and our College Coach Database with contact information for over 1,600 college programs.

We also encourage you to update your player profile within the member section (Height, Weight, GPA, etc).

In order to access the Member's Section, you will need to follow these steps:

1. Log on to our web site at [www.baseballfactory.com](http://www.baseballfactory.com)
2. In the top left corner of the site, please click on the button called "LOGIN."
3. Make sure to use the Player Login, not Coach.
4. You can also go directly to the Member's Section by using this link:  
[www.baseballfactory.com/member\\_login.asp](http://www.baseballfactory.com/member_login.asp)
5. Enter your user id and password

Your **user id** is the player email address that you provided Baseball Factory with when initially registering for your Baseball Factory program. If you do not remember the player email address you submitted, did not give us your email address, or are having trouble signing in, contact a customer service representative at 800.641.4487 and we can help get you started with the Member Section.

Your **password** will be: baseballfactory

If you have any questions, concerns, or problems taking advantage of this valuable part of your Baseball Factory program, please call 800.641.4487.



# How to use your Baseball Factory Player Page

Baseball Factory's Player Page with Online Digital Videos gives you the ability to share your profile, academic information, and most importantly, your professional scout evaluation and video footage with any college coach across the country via email. It is important that you leverage your Player Page correctly, so that coaches can recruit you timely and effortlessly.

**Step 1:** Access your Player Page from our Member's Section on the Internet. To access the Member's Section of our website, go to [www.baseballfactory.com](http://www.baseballfactory.com). In the top left corner of the site, click on "Login."

The screenshot shows the Baseball Factory website homepage. At the top, there is a red navigation bar with the 'BASEBALL FACTORY' logo and the tagline 'BUILD YOUR WAY TO GREATNESS.' Below this is a black navigation bar with links: HOME, TRYOUT, SCHEDULE, PLAYER DEVELOPMENT, VIDEO, SHOP, ABOUT US, and MORE. The main content area is divided into several sections. On the left, there is a large banner for 'UNDER ARMOUR ALL-AMERICA BASEBALL'. Below this is a '2013 EVENT SCHEDULE' section with a list of events. On the right, there is a 'FACTORY WIRE' section with news articles and a 'Factory e-Newsletter' sign-up form. At the bottom right, there is a 'FACTORY FANS' section with various links and a 'PROVEN RESULTS' section.

**Step 2:** You will then see a space for username and password. Make sure you are logging in as a Player, not a Coach. Your username is the entire email address you supplied us with. Your default password is: baseballfactory. If you forgot which email address you provided us with, or need help logging in, please call 1.800.641.4487.

**SIGN IN**  
Enter your username and password to access the member section.

USERNAME:

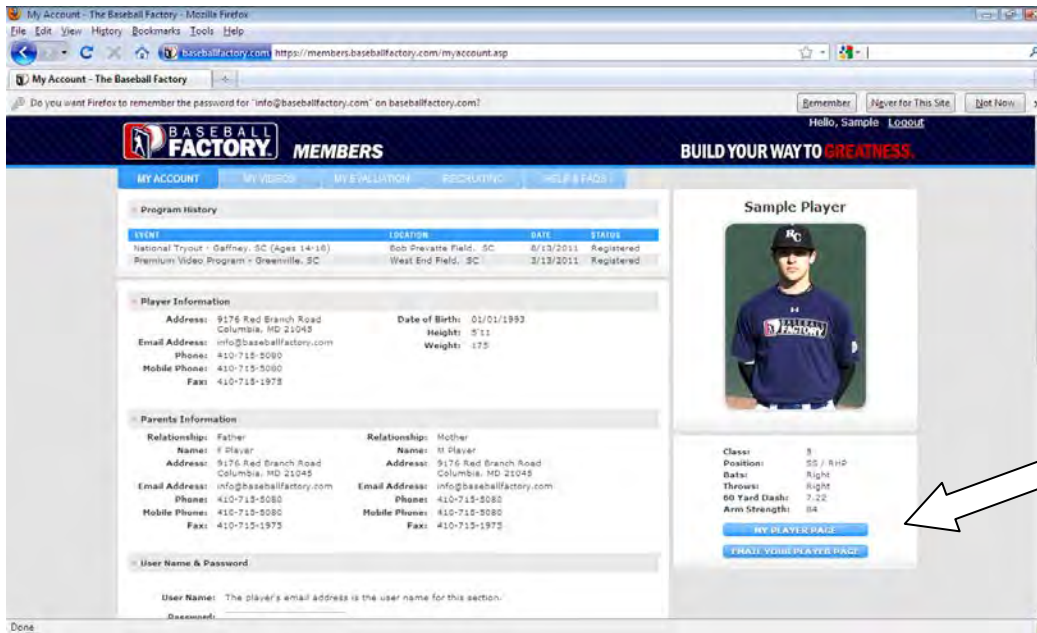
PASSWORD:



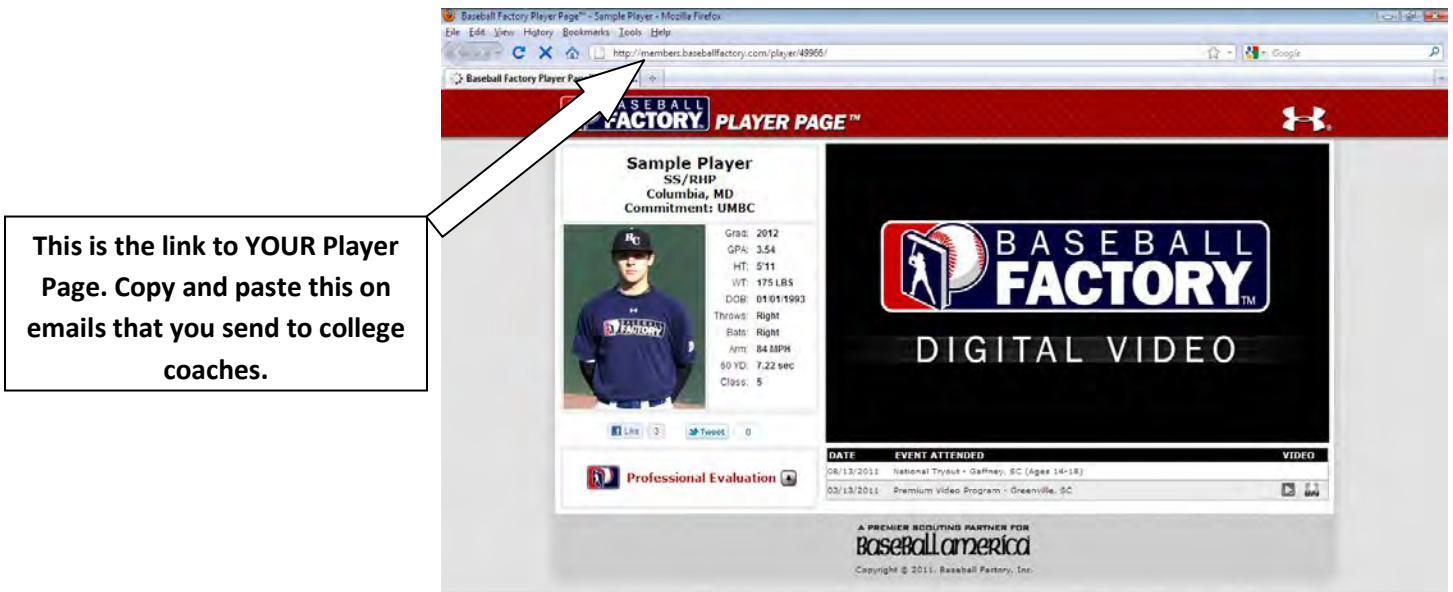


## How to use your Baseball Factory Player Page

**Step 3:** When you log in to the Member's Section, you will see a link to your Player Page on the right hand side, below some of your stats. Click on that link.



**Step 4:** You will then see your Player Page load to a different window. When this new page loads up, you will notice that your Player Page has a separate Web address. This address is **YOUR** link to your Player Page, and thus, this is the link you will want to copy and paste on emails that you will send to the coaches.





## How to use your Baseball Factory Player Page

*Step 5:* Once Baseball Factory has completed the Online video process and your video and evaluation have been placed on your Player Page, you will be able to access your video and evaluation through links found on the Player Page.

Baseball Factory Player Page™ - Sample Player - Mozilla Firefox  
http://members.baseballfactory.com/player/49966/

**BASEBALL FACTORY™ PLAYER PAGE™**

**Sample Player**  
SS/RHP  
Columbia, MD  
Commitment: UMBC



Grad: 2012  
GPA: 3.54  
HT: 5'11  
WT: 175 LBS  
DOB: 01/01/1993  
Throws: Right  
Bats: Right  
Arm: 84 MPH  
60 YD: 7.22 sec  
Class: 5

Like 3 Tweet 0

 **Professional Evaluation**

DATE	EVENT ATTENDED	VIDEO
08/13/2011	National Tryout - Gaffney, SC (Ages 14-18)	
03/13/2011	Premium Video Program - Greenville, SC	

A PREMIER SCOUTING PARTNER FOR  
**Baseball America**  
Copyright © 2011, Baseball Factory, Inc.

Click the down arrow and your evaluation will appear below. Scroll up to see your video again.

Click the "play" icon to watch your video. Click the "MP4" icon (to the right) if you want to download the video to your computer.



## How to use your Baseball Factory Player Page

**Step 6:** Now the fun part: emailing your website to college coaches. Once your evaluation and video are completed, you will want to begin emailing your Player Page to college coaches. First, you will need to open a new email message and enter the coach's email address in the "Send To" field. Next, you want to copy your Player Page link and paste it into the body of the email. To copy the link, first left-click on the Web address (you will see it become highlighted in dark blue). While it is highlighted, go to the Edit Menu on the menu bar, and select "Copy." Once you have this copied, go back to the body of the email, right click, and select "Paste." You will see the link to your personal player page appear. When you send emails to college coaches, they will be able to click directly on this link and go straight to your Baseball Factory Player Page!

**Step 7:** Completing the email. Obviously, you want to write more to a coach than just a link to your Player Page. Introduce yourself; let him know a little about you. Tell him of your interest in his program. One thing is for sure though: before you close out the email, you will want to mention to the coach that "by clicking on this link, it will take you directly to my Baseball Factory Player Page, where you can review my profile and academic background, and view my professional scout evaluation and professional online digital video."

The screenshot shows an email client window titled "Sample Player - Baseball Factory Player Page - Message (HTML)". The "To" field contains "coachjohnson@college.edu". The "Subject" field contains "Sample Player - Baseball Factory Player Page". The email body starts with "Coach Johnson," followed by a paragraph introducing "Sample Player" as a 2010 graduate at Silverado High School. A link is provided: <http://members.baseballfactory.com/playerpage.asp?id=15195>. The text continues: "By clicking on this link, it will take you directly to my personal web page, where you can read about my profile and academic background, and view my professional scout evaluation and professional online digital video. I am very interested in your university and baseball program. In order to give you additional insight into my background and ability, I have attached my baseball resume. I would appreciate any additional information you could send me regarding your program and your school." The email ends with "Thank you for your time and consideration." and a signature block for "Sample Player" from "Silverado High School", a "2010 Graduate", "SS/RHP", with phone numbers "987.654.3210 (home)" and "987.012.3456 (mobile)", and email "123abc@testemail.com".

**Place the coach's email address in the "To" field**

**Make sure to provide the link to your player web page**

**Tell the coach of your interest in his program**

**Provide your contact info as a signature to the email**





## How to use your Baseball Factory Player Page

Baseball Factory has also set up an easy click button in the Member's Section to help you email coaches with your Player Page. To auto-generate a generic email with your Player Page link, click on the "Email Your Player Page" button on the right hand side. You will still need to enter the coach's email address in the "To" field. Make sure that you personalize the email so it isn't generic! Hopefully this easy click button will help get you started.

My Account - The Baseball Factory - Mozilla Firefox  
File Edit View History Bookmarks Tools Help  
baseballfactory.com https://members.baseballfactory.com/myaccount.asp  
Do you want Firefox to remember the password for "info@baseballfactory.com" on baseballfactory.com? Remember Never for This Site Not Now

**BASEBALL FACTORY MEMBERS** BUILD YOUR WAY TO GREATNESS.  
Hello, Sample Logout

MY ACCOUNT MY VIDEOS MY EVALUATION RECRUITING HELP & FAQS

**Program History**

EVENT	LOCATION	DATE	STATUS
National Tryout - Gaffney, SC (Ages 14-18)	Bob Prevatte Field, SC	8/13/2011	Registered
Premium Video Program - Greenville, SC	West End Field, SC	3/13/2011	Registered

**Player Information**

Address: 9176 Red Branch Road  
Columbia, MD 21045  
Email Address: info@baseballfactory.com  
Phone: 410-715-5080  
Mobile Phone: 410-715-5080  
Fax: 410-715-1975

Date of Birth: 01/01/1993  
Height: 5'11  
Weight: 175

**Parents Information**

Relationship:	Name:	Relationship:	Name:
Father	F Player	Mother	M Player
Address: 9176 Red Branch Road Columbia, MD 21045	Address: 9176 Red Branch Road Columbia, MD 21045	Address: 9176 Red Branch Road Columbia, MD 21045	Address: 9176 Red Branch Road Columbia, MD 21045
Email Address: info@baseballfactory.com	Email Address: info@baseballfactory.com	Email Address: info@baseballfactory.com	Email Address: info@baseballfactory.com
Phone: 410-715-5080	Phone: 410-715-5080	Phone: 410-715-5080	Phone: 410-715-5080
Mobile Phone: 410-715-5080	Mobile Phone: 410-715-5080	Mobile Phone: 410-715-5080	Mobile Phone: 410-715-5080
Fax: 410-715-1975	Fax: 410-715-1975	Fax: 410-715-1975	Fax: 410-715-1975

**User Name & Password**

User Name: The player's email address is the user name for this section.  
Password:

**Sample Player**

Class: 5  
Position: SS / RHP  
Bats: Right  
Throws: Right  
60 Yard Dash: 7.22  
Arm Strength: 84

MY PLAYER PAGE  
EMAIL YOUR PLAYER PAGE

Click on "Email Your Player Page"

Remember, your Baseball Factory Player Page is an excellent way to establish initial contact with coaches or to reinforce relationships. If you have any questions about how to use your page or how to find email addresses of coaches across the country, please contact your Player Development Coordinator.



## Player Recommendation Form

**Help some of your talented teammates by recommending them to this Program!**

As a high school player, we know it can be a difficult task to begin the college recruiting process; however, your involvement with Baseball Factory illustrates your commitment to playing baseball at the next level. Now, it is up to you to help some of your talented teammates take their important first step.

Please recommend some of your top teammates/opponents to Baseball Factory:

Your Name: \_\_\_\_\_

### Recommended Players

1. Name: \_\_\_\_\_

Address: \_\_\_\_\_ City: \_\_\_\_\_ St: \_\_\_\_\_ Zip: \_\_\_\_\_

Phone #: \_\_\_\_\_ Position: \_\_\_\_\_ Graduation Year: \_\_\_\_\_

Your Connection with the player: \_\_\_\_\_

2. Name: \_\_\_\_\_

Address: \_\_\_\_\_ City: \_\_\_\_\_ St: \_\_\_\_\_ Zip: \_\_\_\_\_

Phone #: \_\_\_\_\_ Position: \_\_\_\_\_ Graduation Year: \_\_\_\_\_

Your Connection with the player: \_\_\_\_\_

3. Name: \_\_\_\_\_

Address: \_\_\_\_\_ City: \_\_\_\_\_ St: \_\_\_\_\_ Zip: \_\_\_\_\_

Phone #: \_\_\_\_\_ Position: \_\_\_\_\_ Graduation Year: \_\_\_\_\_

Your Connection with the player: \_\_\_\_\_

Submit this form by faxing it to Baseball Factory at 410.715.1975 or by mail: 9212 Berger Road, Suite 200, Columbia, MD 21046. You can also bring it with you to your event.



# What Scouts Look for in Players

## Tips on how to get noticed by College Coaches and Pro Scouts

It is important to keep a few things in mind when you play in front of college coaches and professional scouts, and we have included the following information and hope that it will help you to make the most of your opportunities. Key points for hitters as well as a general breakdown by position are included below.



Excerpts taken from the book:  
*Breaking Into The Big Leagues*, by Al Goldis and Rick Wolff



## What Scouts Look For in Pitchers

When observing a prospect, a scout evaluates several key components of pitching. Some of these are obvious ingredients, some are more subtle, but the experienced scout checks to see how a pitching prospect rates on each particular aspect.

1. **Velocity:** Perhaps the most obvious of all pitching components, a scout first considers the amount of force or velocity with which a pitcher throws.
2. **Movement:** Just as important as velocity is the ball's movement. Does the pitcher's ball sink, drop, slide, fade, rise, or merely go straight? The scout is usually more interested in a pitcher's ball that has more movement.
3. **General Mechanics:** Does the pitcher exhibit the expected amounts of maturity, poise, rhythm, and pitching techniques on the mound?
4. **Delivery:** Specifically, the scout considers the pitcher's release point. Is the pitcher's delivery over-the-top, three-quarters, sidearm, or submarine? Is it free and fluid or forced and labored?
5. **Arm Action:** Is the pitcher getting the full extension of his arm when he releases the ball? Is his motion herky-jerky or fluid? In other words, does his delivery make him suspect for an arm injury.
6. **Curve Ball:** When evaluating the pitcher's curve, scouts check for rotation, sharpness, the direction in which it breaks (down, across, or both), and how much it breaks (a few inches or closer to a foot?). Can a batter easily adjust to the pitch or does the pitcher hide it well in the wind-up?
7. **Change-up:** The off-speed pitch is considered vital for success in professional baseball. If a pitcher is able to throw a change-up then the scouts want to know how often he can use it effectively.
8. **Other Pitches:** What other pitches can the pitcher throw and control? These might include a slider, knuckleball, screwball, forkball, palmball, or splitfinger fastball.
9. **Control:** Also vitally important for success; scouts gauge whether control allows a pitcher to pinpoint certain pitches, or if the pitcher is just learning how to find the plate.
10. **Type:** The scouts label pitchers as certain types. Is a pitcher overpowering with a blazing fastball, finesse pitcher who just hits the corners of the plate, or a mix pitcher with a combination of good fastball, curve, and change-up?

A pitcher must have a sound delivery, good basics, and good arm action; or must show that some minor adjustment will give him these qualities in the near future. Bad arm action, poor delivery, or both will considerably lessen the chances of a young pitcher improving his potential enough to be projected by scouts as a prospect. Experience shows that scouts can look for improvements with breaking pitches, changes of speed, and control. Even the fastball can be improved with time.

## What Scouts Look For in Catchers

Catchers have to represent a combination of strength, durability, intelligence, arm accuracy, and if possible, good hitting ability. Such combinations are rare; hence, a good catching prospect is a great find. Scouts check the following key components.

1. **Arm Strength:** First and foremost, does the catcher have a good, solid throw to second base? Is there potential for that arm strength to improve?
2. **Release:** Does the catcher have a strong wrist action? That is, can he get rid of the ball in a hurry without having to wind up his entire arm?
3. **Accuracy:** A strong arm isn't the only ability a catcher needs. Can he throw the ball directly to second base on a straight line, time and time again without missing the mark?
4. **Hands:** Does the catcher have hands that gently receive the pitch or does he fight the pitch as it comes to the plate? The "softer" the receiver, the better the prospect.
5. **Agility:** Is the catcher good at moving around the plate? Can he easily block balls in front of the plate? Can he track down pop-ups fairly well? Is he good at getting out in front of the plate to handle bunts?



## What Scouts Look For in Outfielders

Outfielders tend to be regarded by some fans as offensively oriented players, but scouts know that swinging the bat is only part of the outfielder's job. Arm strength, defensive skills, and speed, as well as several other skills are critical parts of the outfielder's game.

1. **Arm Strength:** The strongest arm in the outfield belongs to the right fielder because he has to make the longest throws. Scouts want to make sure that the center fielder and left fielder have good solid arm strength as well as accuracy and quick release.
2. **Jump:** When a ball is hit, a good outfielder will automatically get a "jump" on the ball; he gets into position to make the next play as the pitch makes contact with the bat. Some scouts feel that this ability, like others, is more of an instinct than a trait that can be learned, but the more one practices catching fly balls, the more one can improve.
3. **Fielding Ground Balls:** Being an outfielder doesn't exclude a player from handling grounders. The ability to cleanly pick up a ball hit to the outfield, without bobbling it is an essential part of outfield play.
4. **Handling the Terrain:** Can the outfielder range in all directions well? Does he know how to go back on the ball, how to use the warning track, and how to play a ball off the wall?
5. **Steps:** When throwing the ball back to the infield, does the outfielder position himself to get the most out of his throws? Does he release the ball quickly? Does he take only a couple of steps in his release?
6. **Speed:** Can the outfielder use his speed in covering territory? Does he know how to cut a ball off before it gets to the gap? Does he know how to charge a sinking line drive without being "handcuffed?"

## What Scouts Look For in Infielders

The two most important tools an infielder can have are "quick feet" and "soft hand" – the ability to gracefully field a ground ball as though it's a thoroughly natural, unhurried event. Although many scouts feel that this skill really can't be taught, the more you practice fielding ground balls, the better and smoother you'll become. A scout will look at the following when evaluating an infielder.

1. **Range:** An infielder must move quickly in all directions. This includes not only going to one's right or left to make a play but also to backpedal into the outfield on pop-ups and charge a slow roller.
2. **Quick Feet:** Especially for those plays around second base on the pivot, an infielder must exhibit quick feet along with agility and athletic skill.
3. **Arm Strength:** Like the other defensive positions in the field, an infielder must show a strong accurate arm. Because so many major league ballparks have artificial turf, infielders must play deeper than normal, this places a higher premium on a strong arm.
4. **Taking Charge:** Infielders tend to be involved in almost every play. Scouts look for an infielder's leadership abilities to see how he "takes charge" on the field. This might include taking time to talk with the pitcher, letting the outfielders know how many outs there are, directing traffic on crucial plays, etc.
5. **Aggressiveness:** In line with taking charge, scouts appreciate an infielder who is aggressive in his play, who is able to hang tough on a pivot play or to knock down a hard hit grounder.





## What Scouts Look For in Hitters

Scouts know that there are different kinds of hitters, such as power, contact, line-drive, and slap hitters. As Ted Williams has said many times, hitting is the most difficult task in all sports. Once you've found a hitting style that makes you feel comfortable, stay with it and keep working on it. In the meantime, the scouts will evaluate your hitting strengths and potential.

1. **Type of Stroke:** Scouts first classify what kind of stroke a hitter has, whether it's short and compact, long and looping, quick, etc. The fact that there is no perfect stroke should not discourage prospective hitters.
2. **Faults:** Scouts also immediately check out any flaws a hitter may have in his stroke. Those flaws include hitching, over-striding, bailing out on curves, and dropping the back shoulder. While these flaws can all be corrected, a scout must first be aware of them.
3. **Type of Hitter:** There are many kinds of hitters, as identified in the following complete checklist: aggressive (free swinger), defensive (takes a lot of pitches), power hitter (home-run swinger), spray or singles hitter (short stroke), line-drive, pull hitter, straight away, opposite field, and hitter to all fields.
4. **Power:** Power is not restricted to home-run hitters. Scouts know that a line-drive hitter can put as much power into his stroke as a home-run hitter. Scouts want to see the ball "jump" off the bat. They are not interested in weak line drives or soft fly balls. They want to see how the batter hits the ball, which is the key to judging a hitter's power.
5. **Bunting:** Bunting seems to be a lost art, so if a hitter can bunt for a hit or put down a good sacrifice bunt, scouts will be impressed. A left-handed hitter with good speed should use the drag bunt as a vital part of his repertoire. Too many kids avoid working on bunting skills; make sure you don't.

## What Scouts Look For in Base Runners

Base running is an art form that too many ballplayers overlook. Speed is definitely an added bonus for running the bases, but it's hardly the only requirement. A ballplayer who possesses average speed can be an outstanding base runner as long as he has the proper instinct on the bases.

1. **Over All Speed:** Speed is a terrific asset to have as a base runner. A player who can run well should certainly exhibit that speed whenever possible, whether hustling down the first base line or ranging to field a ground ball or fly ball.
2. **Quickness:** Not to be confused with raw speed, quickness refers to a runner's first few steps. Some runners, even those who don't possess great speed, are particularly good at getting a quick start on the bases.
3. **Instincts:** Scouts like to see a base runner who is daring and aggressive on the bases. That doesn't mean taking foolish risks, but rather knowing when to steal a base, how to slide, how to take an extra base on a base hit, and so on. Again, the solid base runner can couple his speed quickness and instincts to make himself a threat on the bases.
4. **Sliding Ability:** Scouts check the mechanics of sliding, including the standard bent-leg, the hook slide, the evasive slide (i.e. sliding away from the base to avoid the tag, and then reaching back with the hand), and the head first slide.
5. **Coaching Signals:** A base runner, while running the bases, must have the ability to see his third base coach and find the ball on a hit-and-run or straight steal play. Scouts don't like base runners that run with their heads down; finding the ball is essential to becoming a professional base runner.



# PERFORMANCE EYEWEAR

**CORE**



## ARMOURSIGHT™

Shatterproof lens up to 10x stronger with enhanced vision up to 20% edge to edge.



## ARMOURFUSION™

Ultra-lightweight, impact-resistant sunglass frames.



**BRYCE HARPER**  
NL ROOKIE OF THE YEAR

ALL BASEBALL FACTORY PLAYERS, COACHES AND FAMILIES RECEIVE

**20% TEAM DISCOUNT**

OFFICIAL PRICING

EMAIL: [ORDERS@EYKING.COM](mailto:ORDERS@EYKING.COM) OR CALL:  
1-866-393-5464 EXT. 179 & MENTION CODE

**UABF**

TO REDEEM YOUR 20% TEAM DISCOUNT

VIEW ENTIRE COLLECTION AT  
**[WWW.UAEYEWEAR.COM](http://WWW.UAEYEWEAR.COM)**

Optics by  
Carl Zeiss Vision





ArmourBite® Performance Mouthwear

# UNLEASH THE SCIENCE BEHIND PERFORMANCE.



- ▣ **Increased Strength**  
Up to 20% Stronger
- ▣ **Increased Endurance**  
Up to 25% Less Lactic Acid
- ▣ **Improved Reaction Time**  
Up to 12% Faster

**FREE  
FRESHENER**

with ArmourBite®  
purchase.



Use promo code **BASEBALL** at  
**MOUTHWEAREXPERTS.COM**  
for a FREE bottle of UA Mouth-  
wear Freshener (\$7.99 value)

For more information about ArmourBite®, please visit [www.bitetech.com](http://www.bitetech.com)

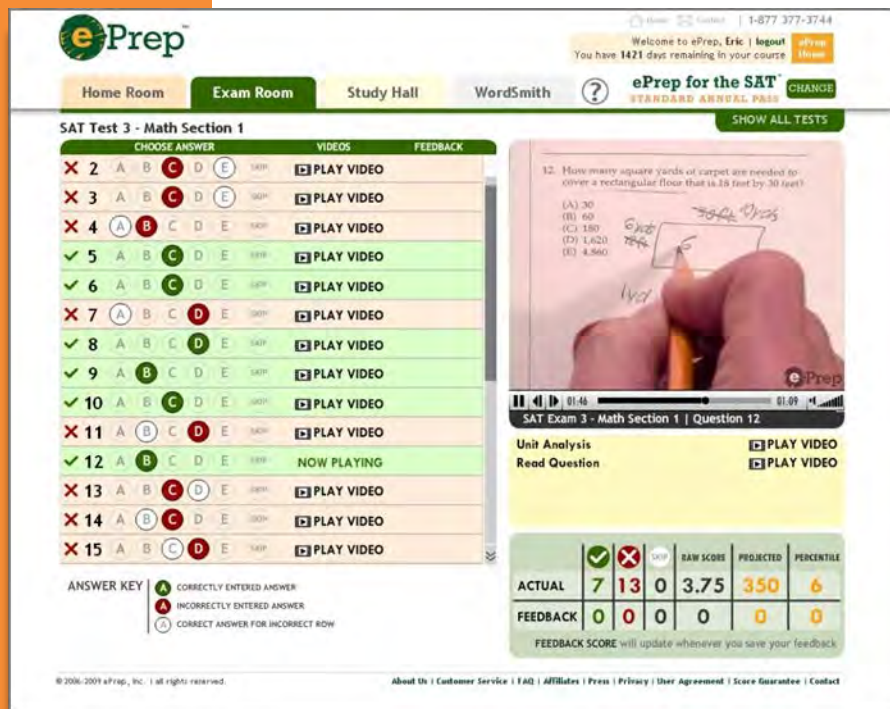


# Reach Your Maximum SAT & ACT Score!

## Expert Test Prep at a fraction of the cost

ePrep.com is an innovator in standardized test preparation and features online, video-based courses with expert instruction.

Founded by a team of Princeton University graduates, ePrep is highly effective in getting students to their maximum test score.



## SAT, ACT, PSAT ...and more

### Why ePrep Courses are Better?

- ePrep features full-length practice tests that you can take whenever and wherever it's convenient for you—day or night, at home or on the road.
- ePrep courses include hundreds of videos with teaching experts actually demonstrating how to solve practice problems.
- ePrep Analytics™—ePrep's adaptive diagnostic tool—will do more than grade your tests. As you work through the course, it will continually analyze your potential, direct your efforts, and track your progress.
- ePrep WordSmith™ is an interactive vocabulary builder that actually makes learning words easy and fun.

*No other online or classroom course can compare to the value and effectiveness of ePrep.*

**Be prepared**

**with confidence on test day**

*"ePrep videos are well-designed and easy to follow, but most important, the ePrep method is educational. It teaches math and English, not merely how to take math and English tests."*

**Don Betterton**, Principal, Betterton College Planning  
Former member of Admission Committee and  
Director of Financial Aid, Princeton University

**Receive a special Baseball Factory  
Discount of 30% off by visiting  
[partner.eprep.com/baseballfactory](http://partner.eprep.com/baseballfactory)  
Promo Code – BASEBALL**